

# 배움 27 거꾸로 곱셈 2 - 7단

( )월 ( )일

## 1. 곱셈카드로 카드게임2를 해보세요.

<카드게임2 방법>



- ① 카드더미에서 7단카드를 뽑아 섞어줍니다.
- ② 뒷면(곱셈식)이 보이도록 카드를 한 장씩 내려 놓으며 '몇 곱하기 몇 은 몇'이라고 말합니다.
- ③ 카드를 뒤집어 정답을 확인합니다.

## 2. 덧셈 문제를 풀어보세요. (곱셈을 더 잘하게 해주는 덧셈문제)

$7 + 7 = \square$

$56 + 7 = \square$

$14 + 7 = \square$

$63 + 7 = \square$

$21 + 7 = \square$

$35 + 7 = \square$

$28 + 7 = \square$

$35 + 14 = \square$

$35 + 7 = \square$

$35 + 21 = \square$


$42 + 7 = \square$

$35 + 28 = \square$


$49 + 7 = \square$

$35 + 35 = \square$


3. 빈칸에 들어갈 알맞은 수를 쓰고 같은 것 끼리 연결해보세요.




$2 \times 7 = \square$




$7 \times \square = \square$




$3 \times 7 = \square$




$7 \times \square = \square$




$4 \times 7 = \square$



$7 \times \square = \square$

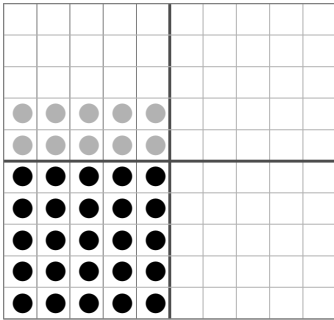


$5 \times 7 = \square$



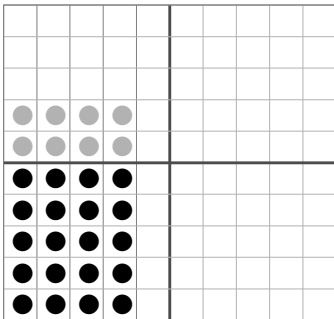
$7 \times \square = \square$

4. 빈칸에 들어갈 알맞은 수를 쓰고 같은 것 끼리 연결해보세요.



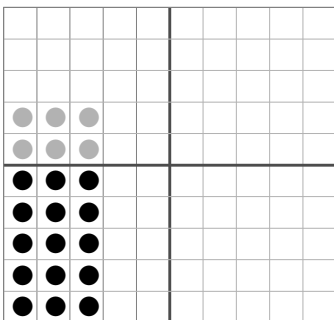
•  $2 \times 7 =$   •

•  $7 \times 3 =$



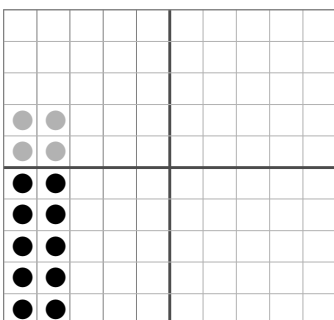
•  $3 \times 7 =$   •

•  $7 \times 5 =$



•  $4 \times 7 =$   •

•  $7 \times 2 =$



•  $5 \times 7 =$   •

•  $7 \times 4 =$

5. 【보기】를 참고해서 빈칸에 알맞은 답을 넣으세요.

【보기】

$7 \times 2 = 14$

$7 \times 3 = 21$

$7 \times 4 = 28$

$7 \times 5 = 35$

$7 \times 6 = 42$

$7 \times 8 = 56$

$2 \times 7 = \square$

$3 \times 7 = \square$

$8 \times 7 = \square$

$4 \times 7 = \square$

$6 \times 7 = \square$

$5 \times 7 = \square$

6. 빈칸에 알맞은 답을 넣으세요.

$3 \times 7 = \square$

$6 \times 7 = \square$

$7 \times 3 = \square$

$7 \times 6 = \square$

$4 \times 7 = \square$

$8 \times 7 = \square$

$7 \times 4 = \square$

$7 \times 8 = \square$

$5 \times 7 = \square$

$9 \times 7 = \square$

$7 \times 5 = \square$

$7 \times 9 = \square$

6. 곱셈표를 완성해보세요.

×	1	2	3	4	5	6	7	8	9	10
7										

×	1	3	5	7	9	2	4	6	8	10
7										

×	6	7	5	2	3	4	1	8	9	10
7										

×	10	1	4	6	3	7	2	9	8	5
7										